



1



2

Introductions



Megan

López



Lori

Wingate



3




This material is based upon work supported by the National Science Foundation under Grants No. 1841783. The content reflects the views of the authors and not necessarily those of NSF.



4

Materials



Slides



Additional
Resources



Bit.ly/EvalFCRD



5

What are your
biggest challenges
in using evaluation in the
post-award phase?

6

Session Overview



**Evaluation
Overview**

7

Session Overview



**Evaluation
Overview**



**Reporting on
Evaluation Findings**

8

Session Overview



**Evaluation
Overview**



**Reporting on
Evaluation Findings**




**Using Evaluation to
to Plan Future Work**

9

What is evaluation?



10



11



12

Improvement

PURPOSE #1

- “The most important purpose of evaluation is **not** to prove, but to **improve**.”

13

Evaluation

PURPOSES

-  Project improvement
-  Evidence

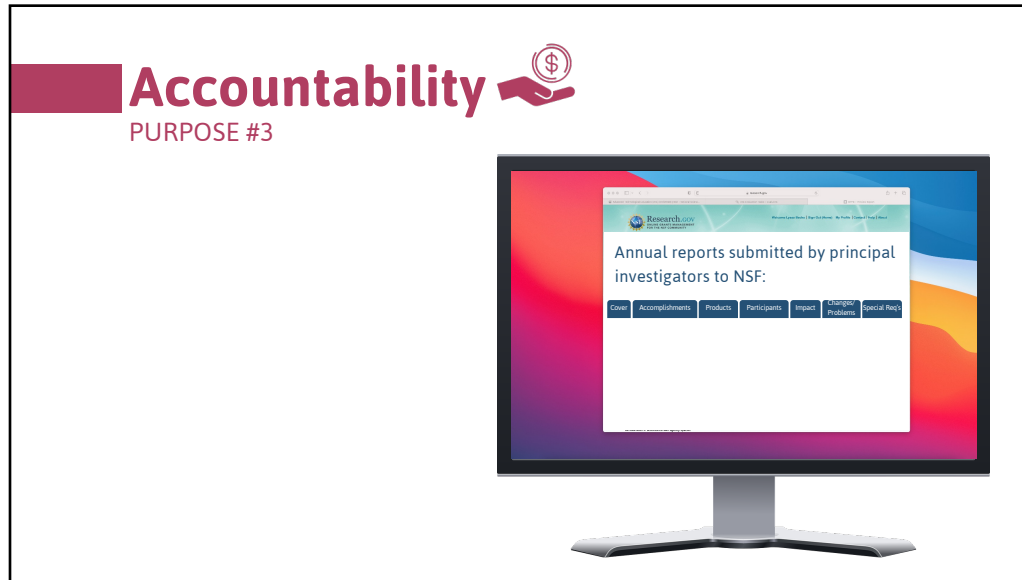
14



15



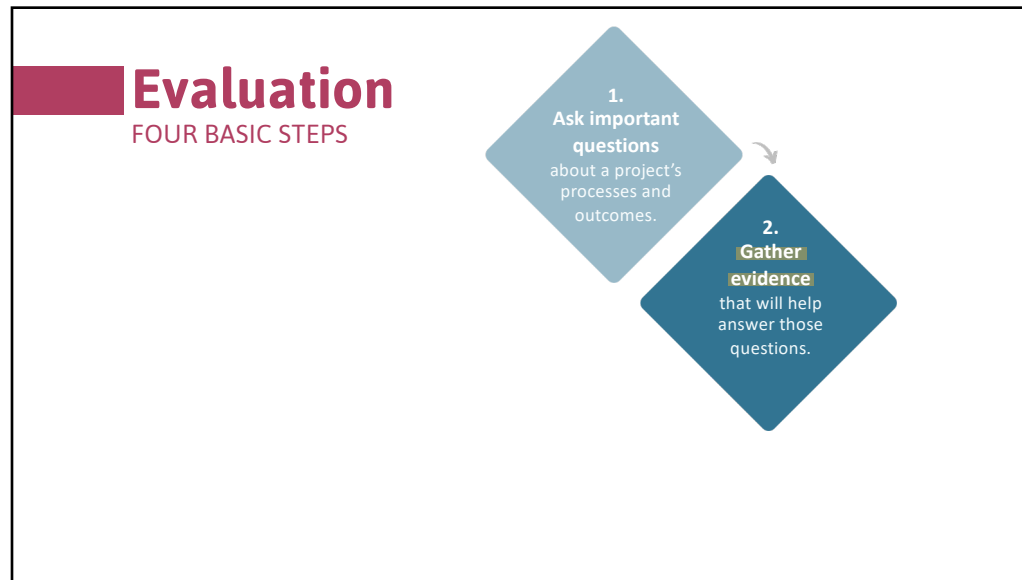
16



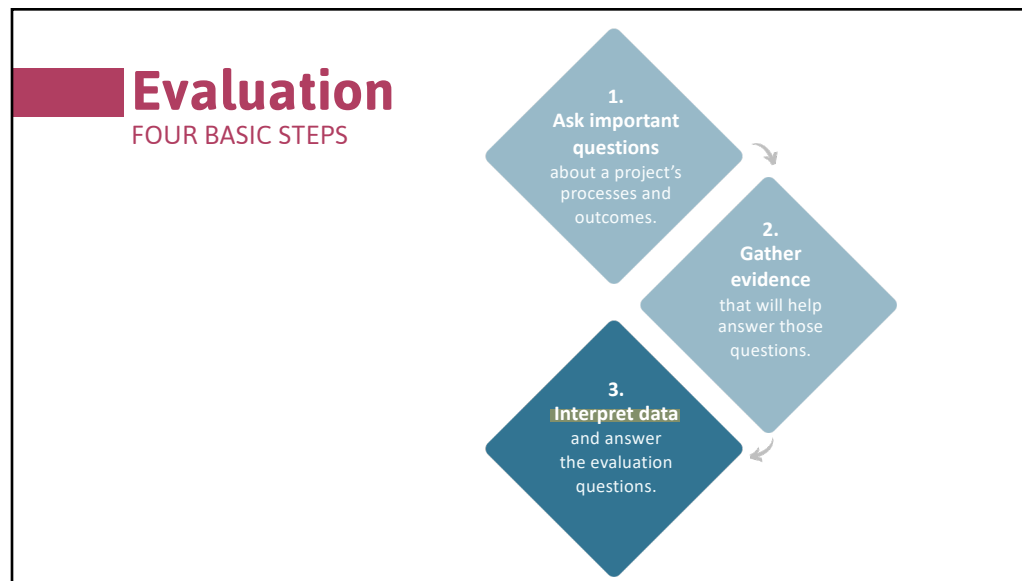
17



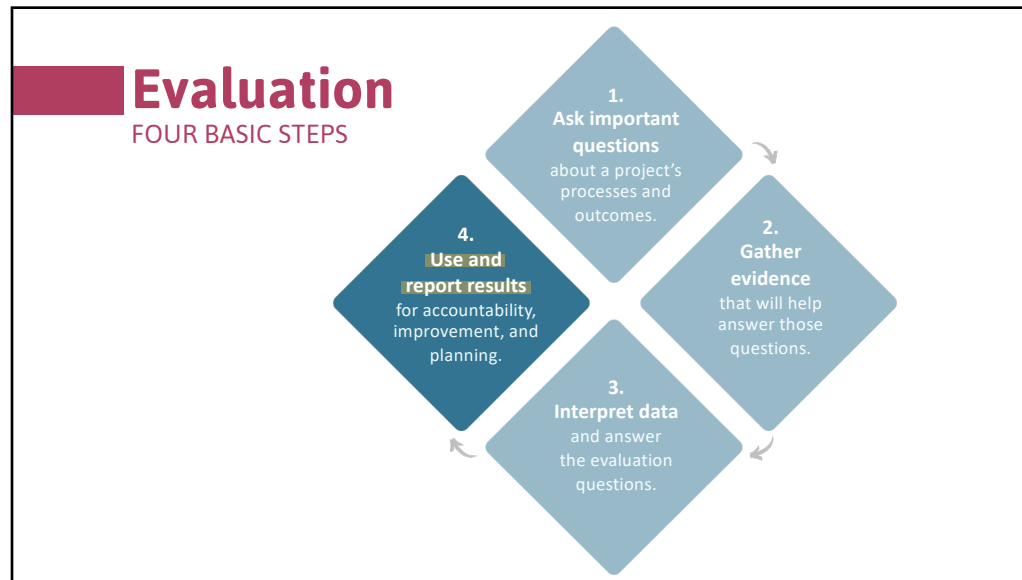
18



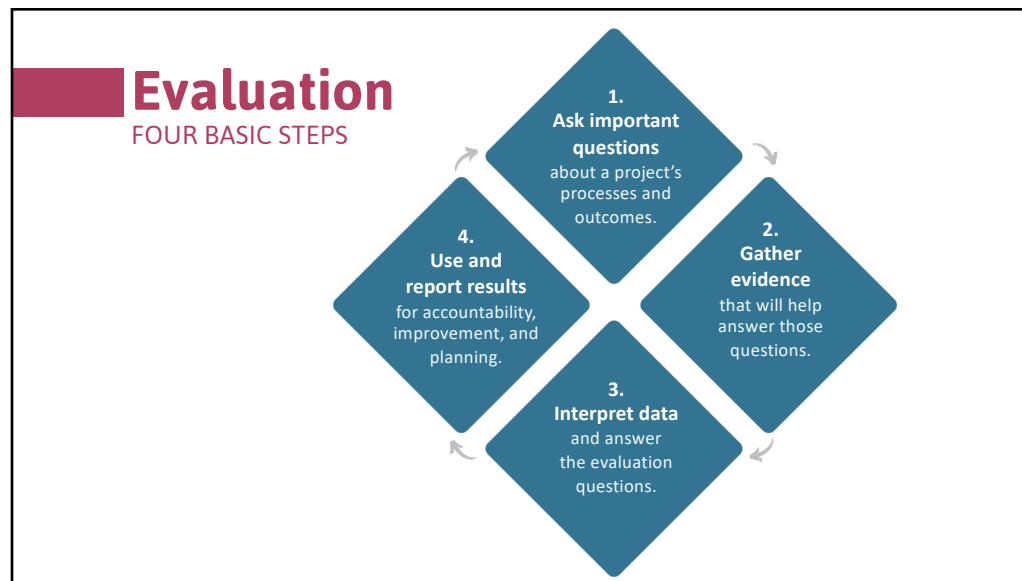
19



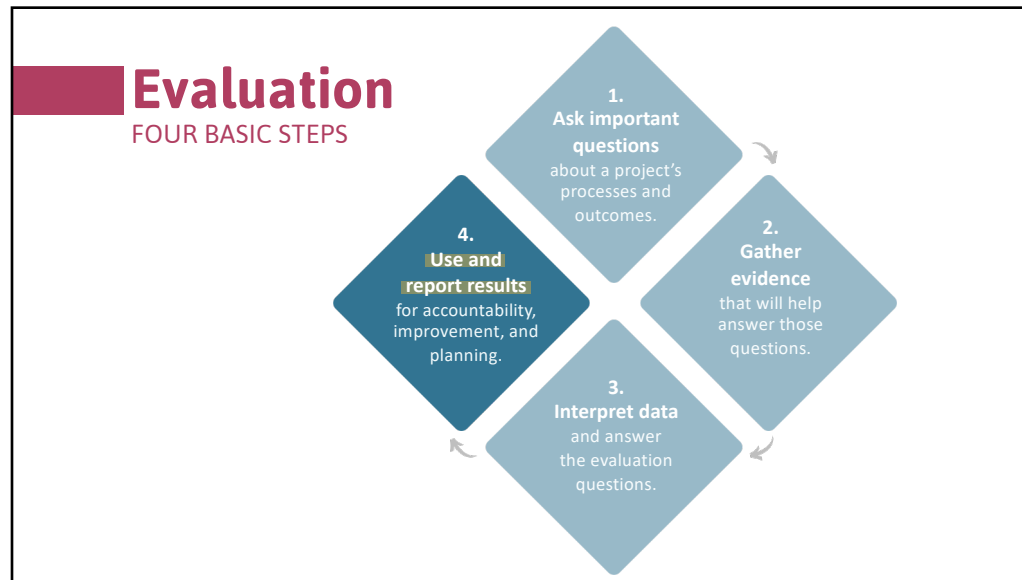
20



21



22



23

**How can I make the most out
of evaluation?**



24

Using Evaluation from a Post- Award Grant



Reporting

There are many opportunities to incorporate evaluation findings while reporting grant results back to funders

25

Using Evaluation from a Post- Award Grant



Reporting

There are many opportunities to incorporate evaluation findings while reporting grant results back to funders



Planning

Evaluation findings can help you determine your next steps and justify future funding

26

Reporting



27

Reporting



Evaluation Report

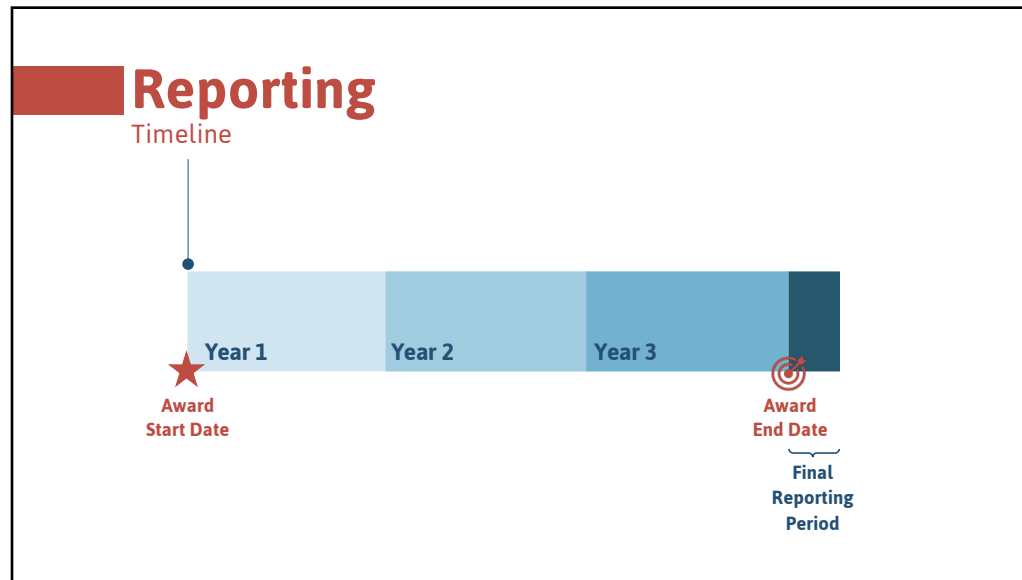
28



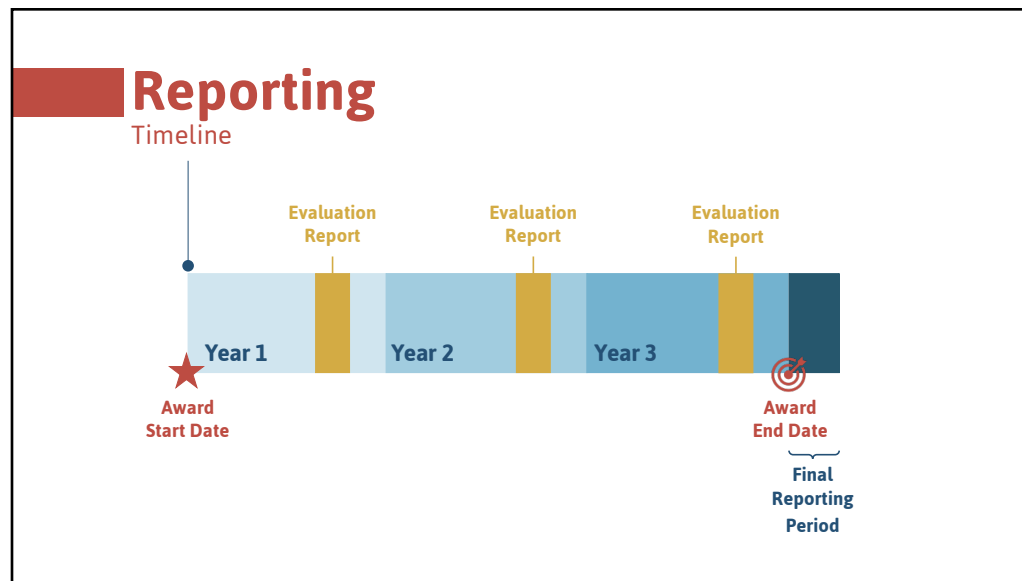
29



30




31




32

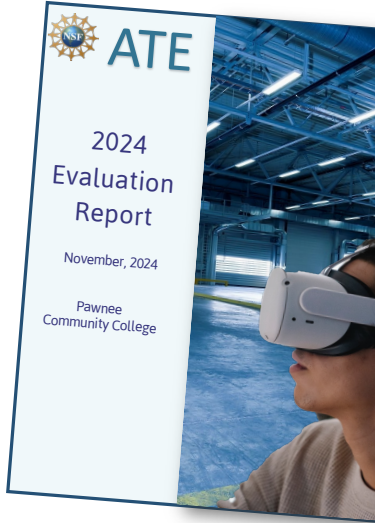
Evaluation Report



What is it?
A report that details how the evaluation occurred, evaluation findings, and recommendations for the project.



Who leads development?
External Evaluator and/or Evaluation Team



33

Evaluation Report Takeaways

34

Evaluation Report Takeaways



Use it, don't lose it!

The primary audience for this is the project team, not the funder

35

Evaluation Report Takeaways



Use it, don't lose it!

The primary audience for this is the project team, not the funder



Content will vary by grant year

What gets reported here will vary by the grant's life cycle.

36

Evaluation Report Takeaways



Use it, don't lose it!

The primary audience for this is the project team, not the funder



Content will vary by grant year

What gets reported here will vary by the grant's life cycle.



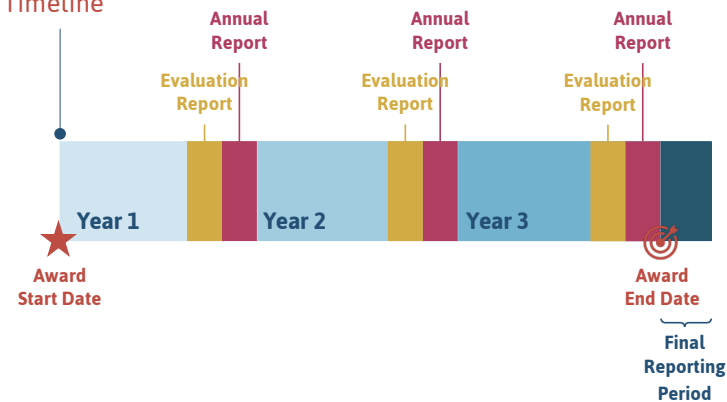
Attach to your Annual Report

Although it's not explicitly asked for, your Program Officer will ask for it!

37

Reporting

Timeline



38

Annual Report



What is it?
A report on key activities, accomplishments and impacts related to your funded project.



Who leads development?
Project Staff



39

Annual Report



40

Annual Report

Accomplishments

- Report on goals, activities, objectives, results, outcomes
- Upload evaluation report




41

Annual Report

Changes/ Problems

- Use data to justify changes in project plans




42

Annual Report

Impact

- What is the impact on...
 - principal or other discipline(s)?
 - human resources?
 - teaching and learning?
 - infrastructure (physical, institutional, or information)?
 - society beyond science and technology?



43

Annual Report Takeaways

44

Annual Report Takeaways



Ground statements in evaluation data

Your evaluation report is filled with great data!

45

Annual Report Takeaways



Ground statements in evaluation data

Your evaluation report is filled with great data!



Don't focus on looking "perfect"

Funders know that projects occur in the real world. It's ok if everything didn't go to plan!

46

Annual Report Takeaways



Ground statements in evaluation data

Your evaluation report is filled with great data!



Don't focus on looking "perfect"

Funders know that projects occur in the real world. It's ok if everything didn't go to plan!



Show how you're learning from evaluation

Funders are interested in how you're looking at thinking about, and acting on what is and isn't going well!

47

Let's Practice!

How would you use
evaluation findings to
report on these
situations?

It's the end of your project's 1st year of a 3-year grant. The project is funded to develop and implement a new classroom curriculum designed to increase student retention and learning outcomes.

In your proposal, you had planned to develop the curriculum during Year 1 and offer it to students in Year 2.

However, the development process has taken much longer than expected! Because of this, **it will not be ready until the start of Year 3.**

48

Accomplishments

In 2023, **100% of the planned instructional units were developed** and are now going through a process of testing. In total, **14 individuals were involved in curriculum development** including post-secondary faculty (6), high school educators (2), institutional officers (2), and external content experts (4). After initial testing, **students reported favorable engagement scores**, suggesting that, when launched, **this curriculum may lead to increased retention rates**.




49

Changes/Problems

Actual or Anticipated problems or delays and actions or plans to resolve them.

Initial testing of the curriculum resulted in lower-than-anticipated student learning outcomes. As a result, the project team plans to delay curriculum launch until the fall of 2025. In the coming year, **they will continue to refine and test instructional units where learning outcomes did not meet the minimum threshold for acceptable changes in knowledge.**



50

Let's Practice!

How would you use evaluation findings to report on these situations?

You were previously funded by NSF to offer new courses to students. During this grant period, **you learned that students desired virtual course options.** You then received a second round of grant funding to develop and implement a 100% online program.


After 1 year of offering the online program, you were surprised to see learn that very few students enrolled, despite the initial interest.

51

Changes/Problems

Changes in approach and reason for change.

The project team was surprised to see that enrollment in the virtual program was lower than anticipated. **To examine this issue further, the evaluation team conducted interviews with students** enrolled in the virtual and in-person program. **They concluded that many students desired hybrid options.** After careful consideration, the project will **allocate resources to designing hybrid program offerings to students.**



52

What challenges have you encountered?

How did you report on them?

Changes in staffing?

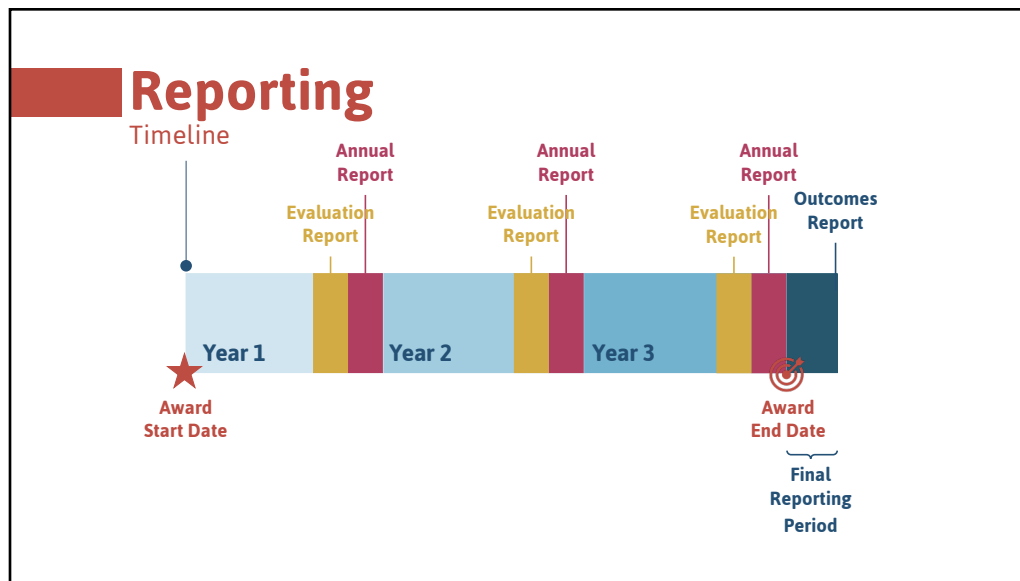
COVID-19?

Changes in activities?

Major budgetary changes?

Shifts in timeline?

53



54

Outcomes Report



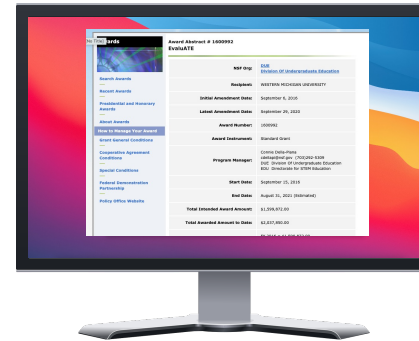
What is it?

A brief, public-facing summary on the nature and outcomes of your project.



Who leads development?

Project Staff



Outcomes Report Takeaways



Focus on impact, not outputs

Outputs will go in your final annual report.

Outcomes Report Takeaways



Focus on impact, not outputs

Outputs will go in your final annual report.



Celebrate your project's accomplishments

This is your chance to brag about the great work your project and its team accomplished!

57

Outcomes Report Takeaways



Focus on impact, not outputs

Outputs will go in your final annual report.



Celebrate your project's accomplishments

This is your chance to brag about the great work your project and its team accomplished!



This is the only public facing project report

Others seeking grants in a similar field may refer to your project for inspiration

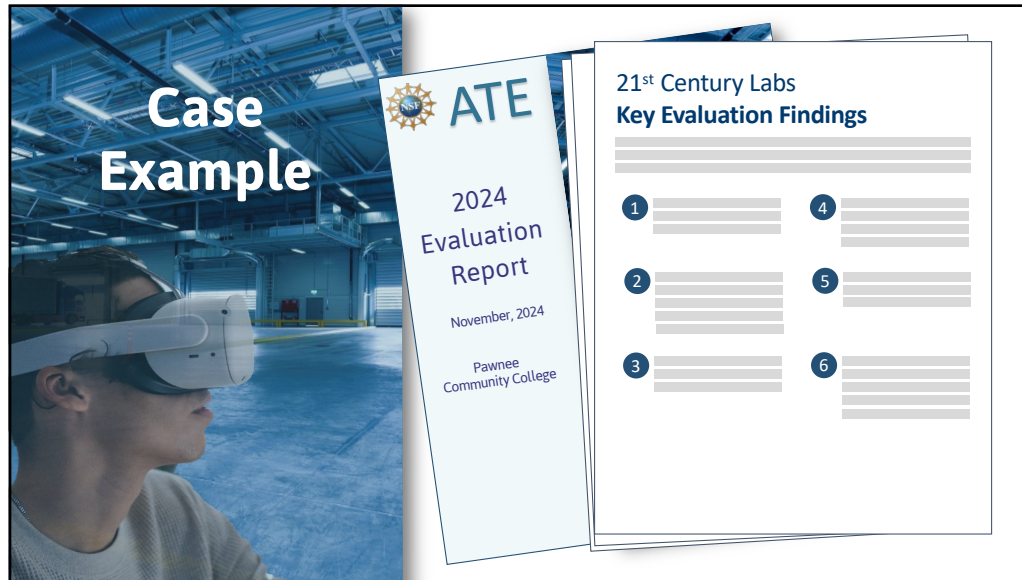
58



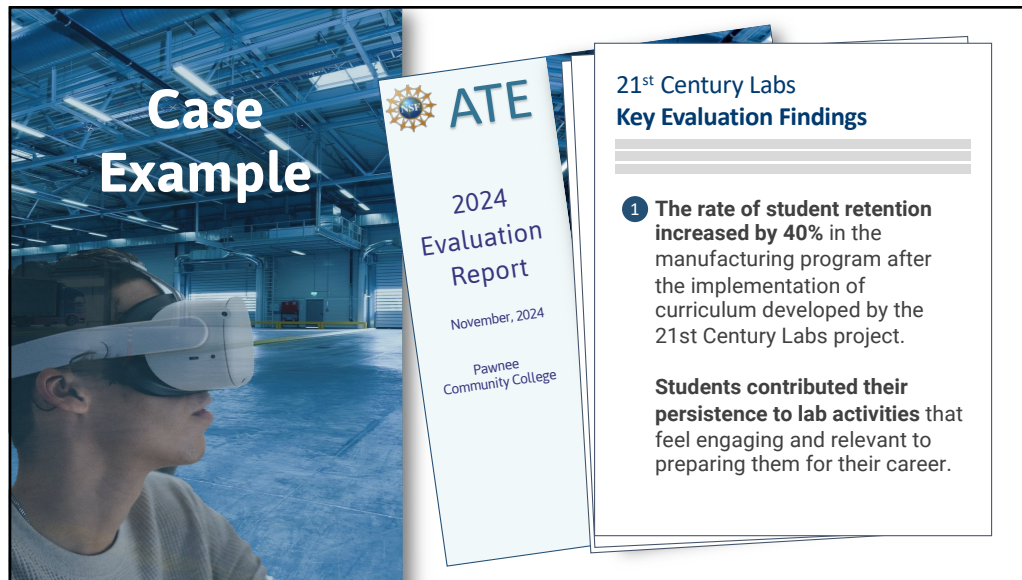
59



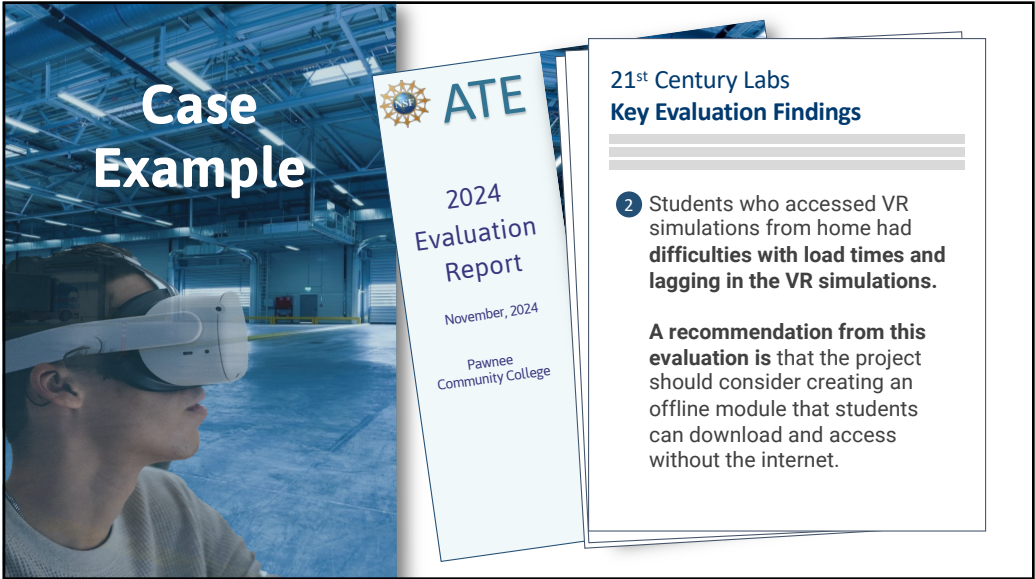
60



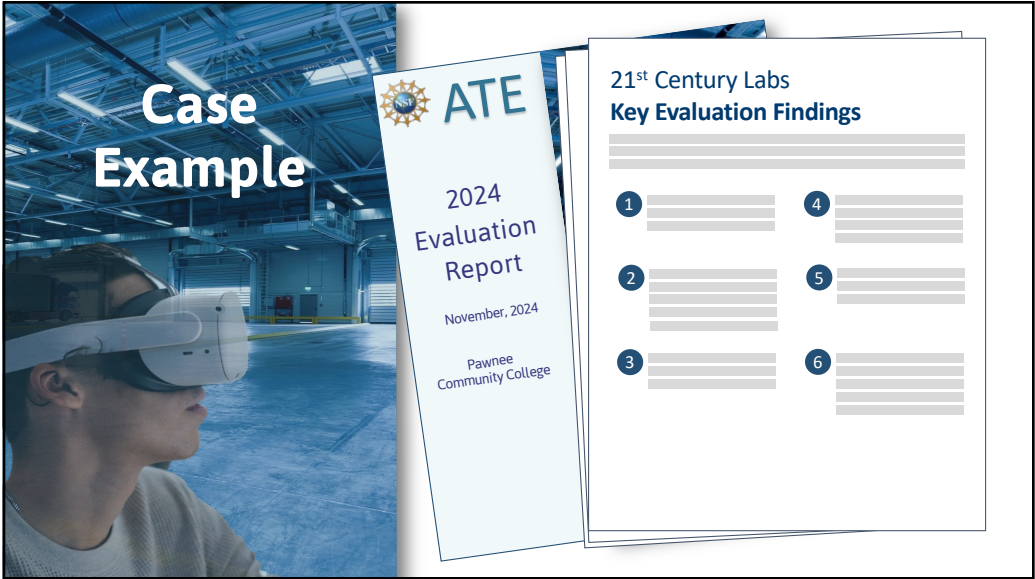
61



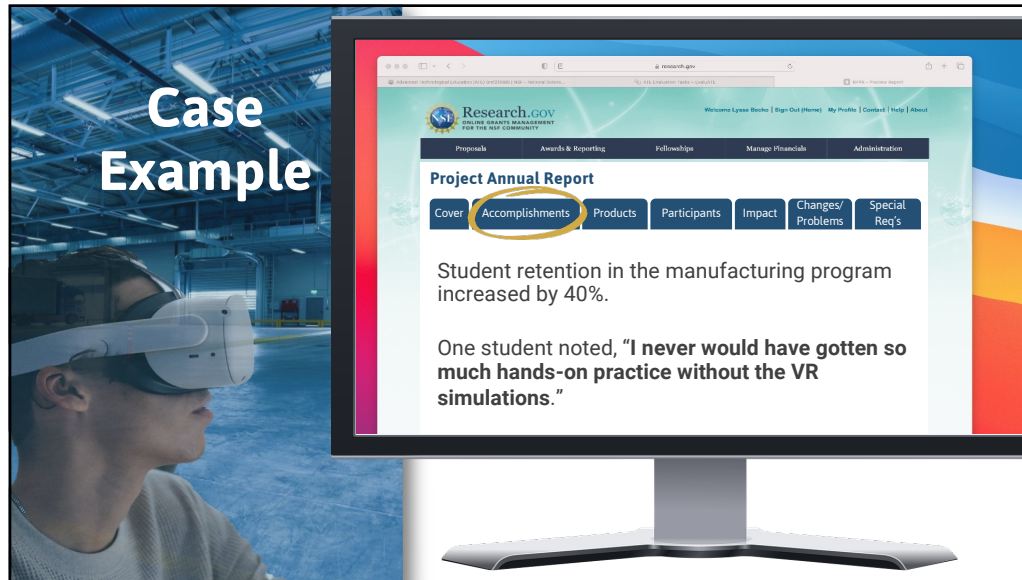
62



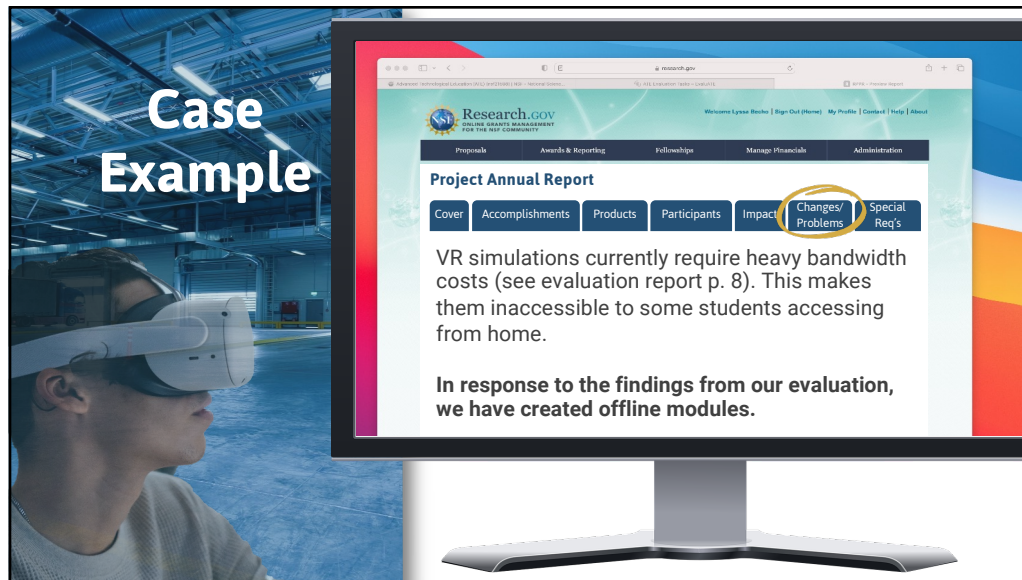
63



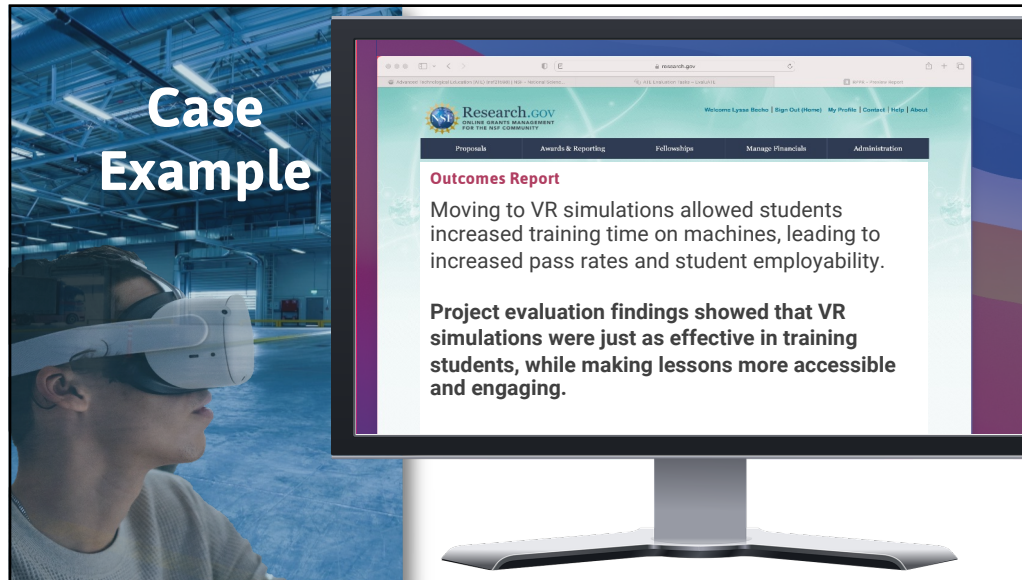
64



65



66



67



68

How can I use evaluation to inform future work?



69

Planning




Determining next steps

Justifying future funding


70

Determining Next Steps



71

Determining Next Steps



72

Reflecting on Next Steps

73

Reflecting on Next Steps



Bring the team together

Incorporating different perspectives in the reflection and planning period can help illuminate next steps.

74

Reflecting on Next Steps



Bring the team together

Incorporating different perspectives in the reflection and planning period can help illuminate next steps.



Write down your reflections

Recording your team's reflections and the data that informed those reflections will help keep ideas straight.

75

Reflecting on Next Steps



Bring the team together

Incorporating different perspectives in the reflection and planning period can help illuminate next steps.



Write down your reflections


Recording your team's reflections and the data that informed those reflections will help keep ideas straight.



Consider these reflection questions...

76

- What worked well about this project?
- What opportunities are there for improvement?
- Should this work continue?
- What new ideas came out of this work?
- What do students want/need?
- Who did this project serve? Did this project serve who we planned to serve?



Bring the team together
Incorporating different perspectives in the reflection and planning period can help illuminate next steps.



Write down your reflections
Recording your team's reflections and the data that informed those reflections will help keep ideas straight.

Consider these reflection questions...

77

Justifying Future Funding

78

Justifying Future Funding



Results from Prior NSF
Support

79

Justifying Future Funding



Results from Prior NSF
Support



“This subsection must contain specific outcomes and results including metrics to demonstrate the impact of the project activities.”

80

Justifying Future Funding



Results from Prior NSF
Support



“This subsection must contain specific outcomes and results including metrics to demonstrate the impact of the project activities.”



Intellectual Merit
advancement of knowledge



Broader Impacts
benefit to society

81

Justifying Future Funding



Results from Prior NSF
Support

Our goal was to increase the number of women who successfully earned an associate's degree in welding. We used funding to develop the Women in Welding program and support team building and outreach efforts by them. **Institutional data reveal that since this project was started, the number of women in the welding program has almost tripled from 12 (2006 – 2010), of which only 8 graduated to 34 (2011 – 2016), of which 17 have already graduated and 5 have only one semester left. The 17 who already have is double the number of female students who graduated from the program between 2006 – 2010.**

82

Justifying Future Funding



Results from Prior NSF
Support

How have you leveraged
results from a previous grant
to justify future funding?

83

QUESTION
BREAK

84



85



86